



23
May
2025

Progress and trends in the national open source policies and legal frameworks

A report from OSOR

interoperable
europe

OSOR



Open Source Software News

Articles on developments in the use of Open Source in public administration and monthly OSOR newsletter



Knowledge Centre

Reports, guidelines, research papers, case studies, and repositories useful for public administration and for all users of FOSS.



Community Events

OSOR community meets in workshops and events to exchange experiences, discuss common challenges, or share success stories.



OSOR latest milestones

OSOR Handbook, new training courses, paper on policy and trends

1

OSOR and the analysis of open source policy



2

Key Drivers for Open Source Adoption



3

Implementation strategies





First Round of Country Reports

Initial reports published • Basis for first quantitative analysis



Second round of reports and updates

16 reports published (9 updates and 7 new ones)
• New qualitative analysis paper produced



Ongoing Work

Updating all existing EU country reports •
Creating 5 new reports • New analytical paper to be produced



Introduction

01

Overview of open source policy evolution in EU and globally

02

Focus on qualitative analysis of 16 European and non-European countries

03

Examination of motivations and implementation strategies

Key Drivers for Open Source Adoption



Implementation Strategies: National Level

01

Evolution from mandatory use to collaborative approaches

02

Bottom-up collaboration (e.g., Czechia, Sweden, France)

03

Open Source Programme Offices (OSPOs)

04

Focus on digital infrastructure security

Implementation Strategies: Cities and Regions



**Collective IT
development and
resource pooling**



**Reuse of field-specific
solutions**



**Support from associative
networks**

European and International Initiatives



UN Sustainable Development Goals




Digital Commons concept




Global solutions for global problems (e.g., OSGeo community)

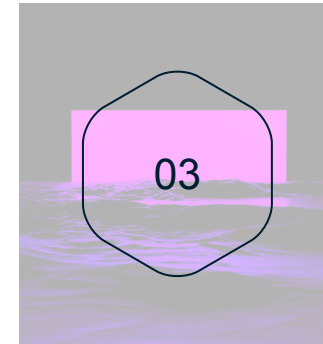
Conclusions



**Shift towards
comprehensive
ecosystem approaches**

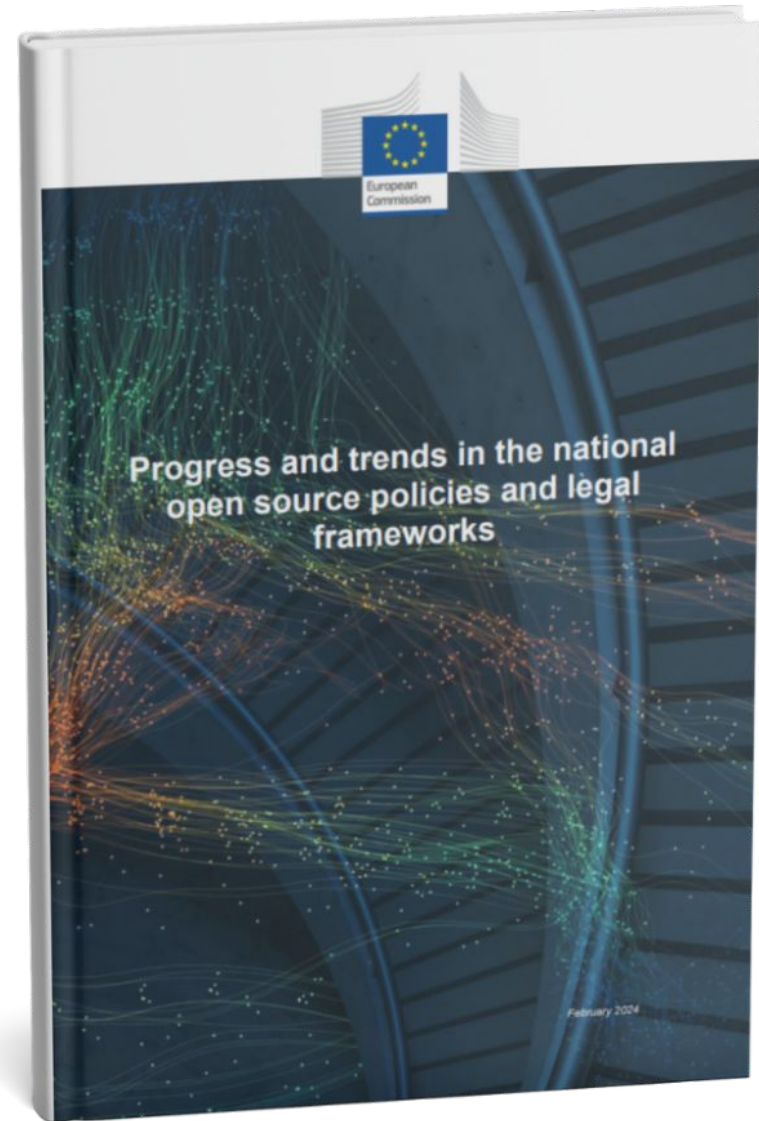


**Importance of
collaboration across
stakeholders**

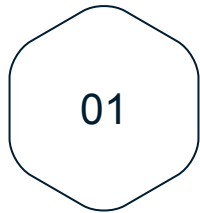


**Balance between sovereignty,
transparency, and
implementation strategies**

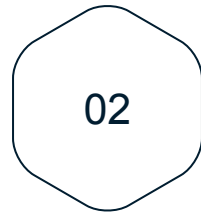
Read the full
report at OSOR.eu



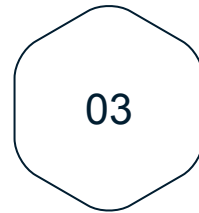
Upcoming country reports



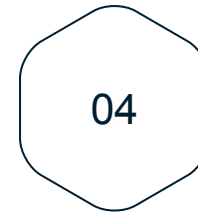
**BOSNIA AND
HERZEGOVINA**



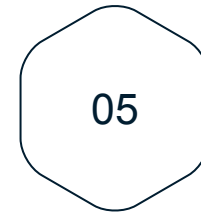
SERBIA



ALBANIA



KOSOVO



NORTH MACEDONIA

The image features a complex network graph visualization on a dark blue background. The graph consists of numerous nodes and edges, forming a dense, multi-layered structure. The nodes are colored in a gradient from light blue to yellow, and the edges are thin, light blue lines. The overall shape is roughly circular, with a central area of high density and several smaller clusters extending outwards. In the center of the graph, the text "Any questions?" is displayed in a white, sans-serif font.

Any questions?



Thank you



interoperable europe

innovation ∞ govtech ∞ community

Stay in
touch



[Interoperable Europe - YouTube](#)



[Interoperable Europe | LinkedIn](#)



EU-OSOR@ec.europa.eu

OSOR

<https://joinup.ec.europa.eu/collection/open-source-observatory-osor>