

GovTech Connect

Transforming Government, Together

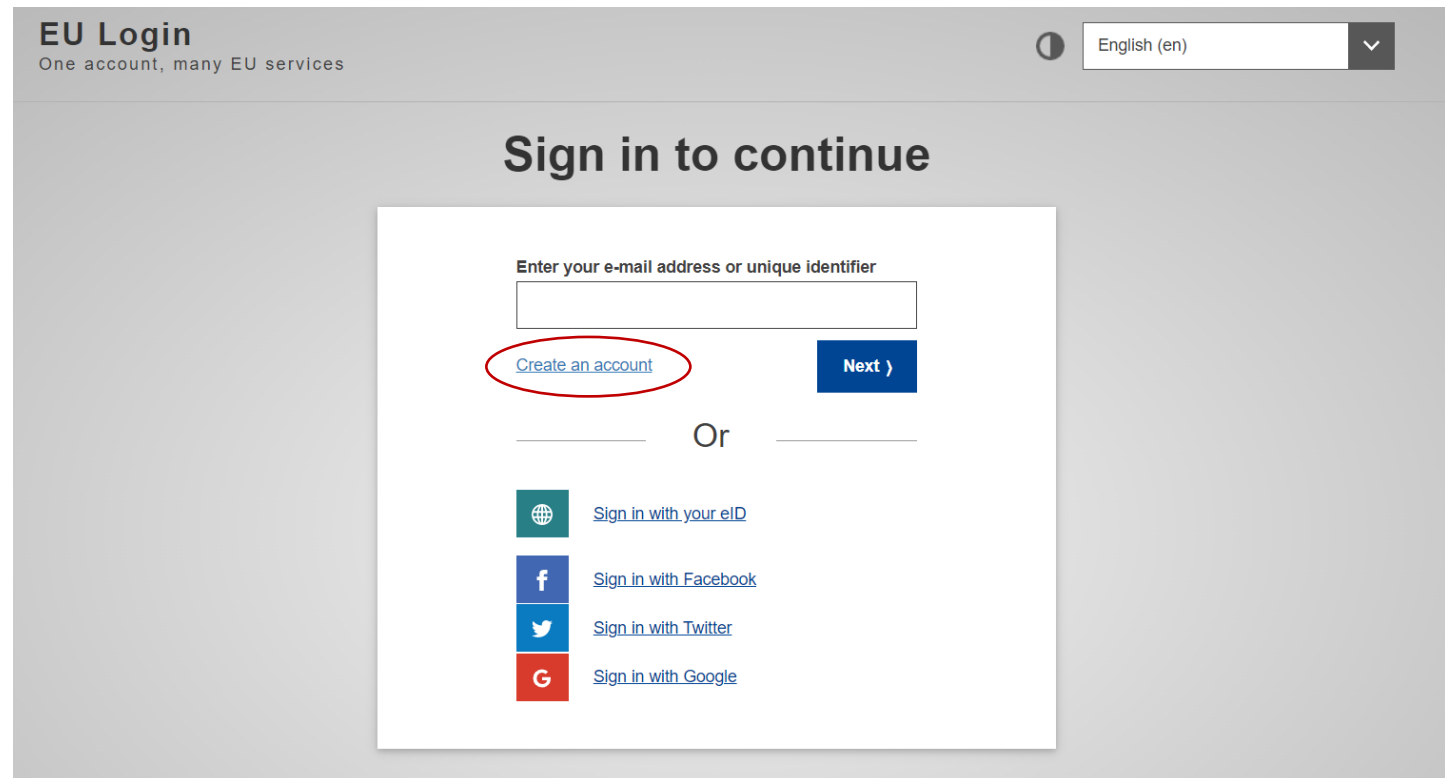
GovTech Connect Collection on
the Interoperable Europe Portal

Create your EU Login and access the Portal

To access the Portal you have to create your EU Login

Click the link and follow the steps

<https://webgate.ec.europa.eu/cas/>.



The screenshot shows the EU Login portal interface. At the top left, it says "EU Login" with the tagline "One account, many EU services". At the top right, there is a language selector set to "English (en)". The main heading is "Sign in to continue". Below this, there is a white box containing a form. The form has a label "Enter your e-mail address or unique identifier" above a text input field. Below the input field, there is a link "Create an account" which is circled in red, and a blue button labeled "Next >". Below the input field, there is a horizontal line with the word "Or" in the center. Below this line, there are four social media login options, each with a small icon and a link: "Sign in with your eID" (globe icon), "Sign in with Facebook" (Facebook 'f' icon), "Sign in with Twitter" (Twitter bird icon), and "Sign in with Google" (Google 'G' icon).

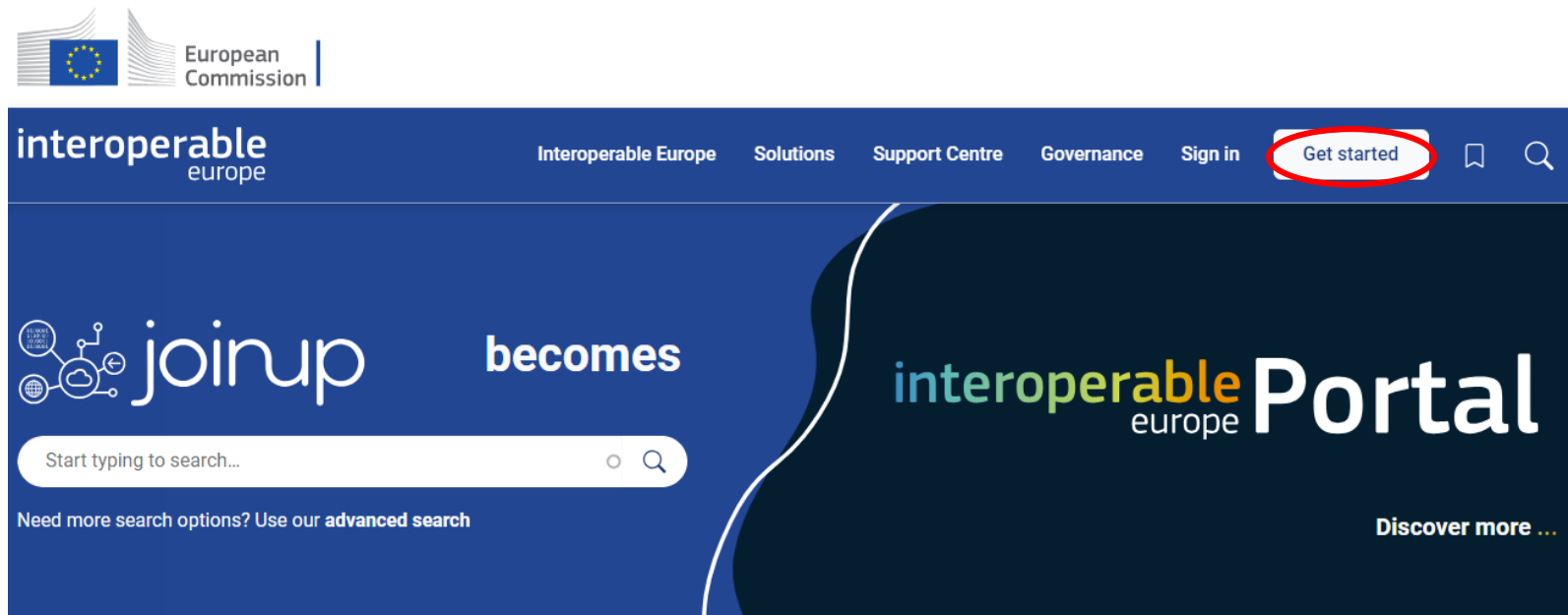
Create your Interoperable Europe Portal account




With your EU Login you can create an account on the Portal

Select Get started and insert your EU Login email

<https://joinup.ec.europa.eu/>



Once you have completed the steps, you will have to wait until your account creation is approved. It usually takes less than 24 hours

 Thank you for applying for an account. Your account is currently pending approval by the site administrator. In the meantime, a welcome message with further instructions has been sent to your email address.

Join the GovTech Connect Collection



Once the account is approved, sign into the Portal and join the GovTech Connect Collection

<https://joinup.ec.europa.eu/collection/govtechconnect/about>

A screenshot of the "GovTech Connect" collection page on the "interoperable europe" portal. The page header includes the European Commission logo and the text "European Commission". The main header bar is dark blue with the "interoperable europe" logo on the left and navigation links "Interoperable Europe" and "Interoperability Solutions" on the right. Below the header, the "GovTech Connect" collection is displayed with its logo, a "Join this collection" button (circled in red), and metadata: "Last update: about 9 hours ago", "155 members", and "1 Solution". A horizontal menu below the collection name includes links for "About", "Overview" (which is underlined), "Welcome on Board", "Catalogue of GovTec...", "Events", and "See more" with a dropdown arrow. At the bottom right of the menu are two circular icons: a plus sign and a three-dot menu. The main content area below the menu contains two paragraphs of text describing the collection as the "virtual home" of the community and part of a pilot project for the European Commission. A "Read more" link is provided at the bottom of the text area.

European Commission

interoperable europe

Interoperable Europe Interoperability Solutions

GovTech Connect

Last update: about 9 hours ago 155 members 1 Solution

Join this collection

About Overview Welcome on Board Catalogue of GovTec... Events See more

This Collection is the **virtual home** of the GovTech Connect Community, a space for **collaboration** and **knowledge sharing** and an **information hub** to serve the entire EU GovTech marketplace.

The Community is part of the GovTech Connect pilot project "Fostering digitisation of public sector and green transition in Europe through the use of an innovative European GovTech platform" for the **European Commission**.

[Read more](#)

Tutorials on the platform


How-To & video tutorials page

You can find there all the information you need to learn to navigate the platform

<https://joinup.ec.europa.eu/collection/joinup/how-video-tutorials>



How-To & video tutorials

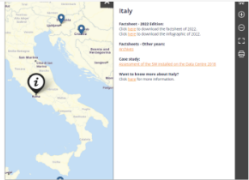
 Translate

This page offers [How-To](#) articles and video tutorials that help enhance your experience on the [Joinup](#) platform.

Please check this page regularly for new content.

[How-To articles](#)


 9 Document




Last update: 09/02/2023

How to add an interactive map block

Collaboration


 Document

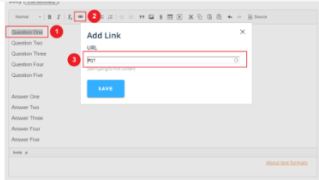


Last update: 26/04/2021

How to create a post in the Joinup Community LinkedIn Group

Collaboration


 Document

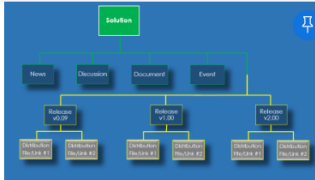


Last update: 18/05/2021

How to create same-page links using anchor tags

Collaboration


 Document



Last update: 18/05/2021

How to create and manage solutions

Collaboration

 Document